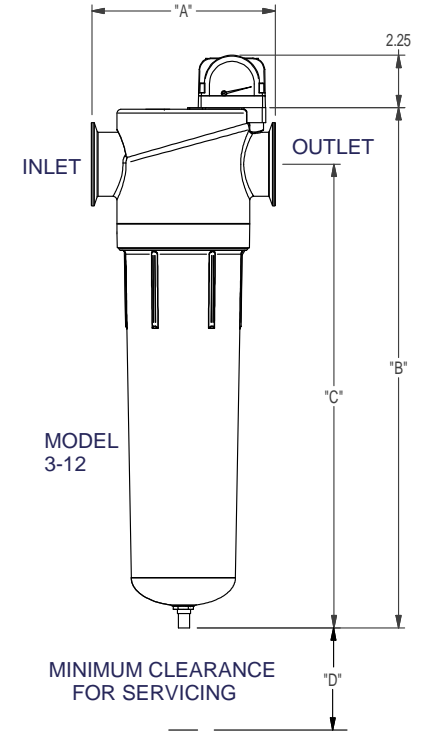
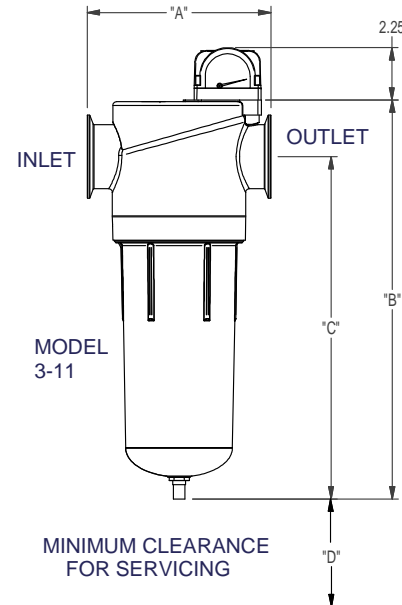
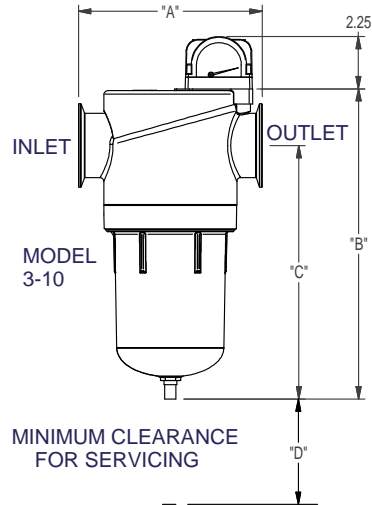
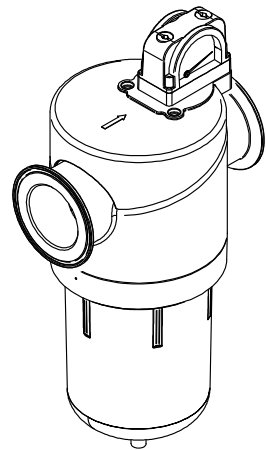


Table			
FILTER TYPE	3-10	3-11	3-12
REPLACEMENT ELEMENT	3(GRADE)-10	3(GRADE)-11	3(GRADE)-12
NOMINAL FLOW	257 (437)	360 (612)	401 (681)
IN/OUT CONN. NPT (BSPT)	1 1/2	1 1/2	2
"A" IN. (mm)	7.87 (200)	7.87 (200)	7.87 (200)
"B" IN. (mm)	13.26 (336.7)	17.08 (433.7)	22.29 (566)
"C" IN. (mm)	10.87 (276.1)	14.69 (373.1)	19.9 (505.4)
"D" IN. (mm)	7 (178)	7 (178)	7(178)
WEIGHT lb. (kg.)	8.4 (3.8)	9.9 (4.5)	11.6 (5.3)
MWP psig. (bar)	250 (17.3)	250 (17.3)	250 (17.3)
MOT F (C)	150 (66)	150 (66)	150 (66)
HEAD MATERIAL	ALUMINUM	ALUMINUM	ALUMINUM
BOWL MATERIAL	ALUMINUM	ALUMINUM	ALUMINUM

CONFIDENTIAL PROPRIETARY INFORMATION
 Not to be disclosed or reproduced without written permission from SPX Dehydration and Filtration

- NOTES:
 1. MWP - MAXIMUM WORKING PRESSURE
 2. MOT - MAXIMUM OPERATING TEMPERATURE
 3. FILTER ASSEMBLY WITH DP GAUGE AND AUTOMATIC FLOAT DRAIN SHOWN



					UNLESS OTHERWISE SPECIFIED DIMENSIONS ARE IN INCHES TOL. ON FRACTIONS: ±	DRAWN BY: JWB DATE: 6/3/2010			
					TOL. ON DECIMALS: ± (2 PLACE) TOL. ON DECIMALS: ± (3 PLACE) TOL. ON ANGLES: ±	CHECKED BY: JWB DATE: 6/3/2010			TITLE DELTECH GENERAL ARRANGEMENT 3-10 3-11 & 3-12
REV.	DESCRIPTION	BY	DATE	APPROVED	THIRD ANGLE PROJECTION	APPROVED BY: JWB DATE: 6/3/2010	SIZE B	DWG. NO. GA23DEL-0004	REV.
REVISION HISTORY (△ INDICATES LATEST REVISION)							SCALE: NONE	EST. WT.:	SHEET 1 OF 1